



Round 3 - Phillip Island GP Circuit - September 3 & 4
SUPERSPORT 300

Leg 3

Date: **04/09/22**
Event: **R26**
Weather: **Mostly cloudy - Temp: 12.7C**
Track: **Dry - Temp: 23.1C**

Started at: **15:11:50**
Laps: **6**
Starters: **20**
Printed at: **15:38**

PROVISIONAL CLASSIFICATION

Pos	No	Name	Machine	Laps	Race Time	Behind Leader	Behind Prev	Fastest Lap	On Lap	Top Speed
1	12	Henry SNELL / Megacycle Racing / Ricondi / AGV / TCX / Tim Gawith	Yamaha R3 321	6	11:24.009			1:52.054	5	186
2	28	Tayla RELPH / South West Track Days / South West Media Productions	Yamaha R3 321	6	11:24.010	.001	.001	1:51.183	5	195
3	33	Jack FAVELLE / MotoCity	Yamaha R3 321	6	11:24.020	.011	.010	1:51.840	3	198
4	2	Luke JHONSTON / The Bike Vault / Axle Armour / RBT Suppliers / AGV	Yamaha R3 321	6	11:24.021	.012	.001	1:51.678	5	190
5	91	Taiyo AKSU	Yamaha R3 321	6	11:24.060	.051	.039	1:51.992	5	183
6	25	Brodie GAWITH / Ricondi / AGV / TCX / Peter Stevens M-cycles	Yamaha R3 321	6	11:24.077	.068	.017	1:51.815	5	191
7	13	Marcus HAMOD / Motocity / AGV / Pirelli / Jekyl and Hyde	Yamaha R3 321	6	11:24.093	.084	.016	1:51.944	5	187
8	57	Cooper ROWNTREE / Anytime Fitness / Baseline Fabrication	Yamaha R3 321	6	11:24.124	.115	.031	1:51.087	3	194
9	32A	Jai RUSSO / Russo Performance / MotoStars / Ricondi / AGV Helmets / TCX Boots	Yamaha R3 321	6	11:24.151	.142	.027	1:51.738	5	188
10	45	Jamie PORT / Yamaha / AGV / Ricondi / Pirelli / Motul	Yamaha R3 321	6	11:24.780	.771	.629	1:51.556	5	197
11	95	Matthew RINDEL / StayUpright / The Grinning Dingo / AMX / Woodcraft / Shoei / DeWith M-sport	Yamaha R3 321	6	11:25.097	1.088	.317	1:51.966	3	194
12	17	Oliver SHORT / MotoHeaven / Doyle & Shields / James OHagan Photography / Eastern Signs	Kawasaki EX 400	6	11:39.127	15.118	14.030	1:53.738	3	199
13	32	Riley BRENNAN	Kawasaki EX 400	6	11:48.367	24.358	9.240	1:56.434	2	182
14	95A	Tara MORRISON / Fearless Motorcycles	Kawasaki EX 400	6	11:52.453	28.444	4.086	1:56.853	3	187
15	27	Toby JAMES	Yamaha R3 321	6	12:03.099	39.090	10.646	1:58.099	2	179
16	69	Colin BONE / Race Center / the Grinning Dingo	Kawasaki EX 400	6	12:08.971	44.962	5.872	1:58.533	2	190
17	76	Lindsay RUSSELL	Kawasaki EX 400	6	12:15.172	51.163	6.201	2:00.516	6	188
18	72	Hossain SHARIAR	Kawasaki EX 400	6	12:33.204	1:09.195	18.032	2:02.663	6	179
19	81	Marcus LAZOS / Fusion Martial Arts	Kawasaki EX 300	5	11:30.547	1 Lap		2:14.106	5	172
DNF	61	Ella MCCAUSLAND / South West Track Days	Husqvarna TC 85	3	6:00.798	2 Laps		1:56.990	3	170

Fastest Lap was 1:51.087 by Cooper ROWNTREE

Current race lap record for SS300 class - 1:47.182 by Luke JHONSTON (VIC) on a Kawasaki Ninja 400 set on 29/02/20

*** Rider 17 (Oliver SHORT) - 5 second penalty imposed by Clerk of Course for jumped start ***

*** RACE REDUCED FROM 7 TO 6 LAPS DUE TO EARLIER TIME DELAYS ***

The results are provisional until the end of the time limit for protests and appeals.


Scott Laing
Chief Timekeeper - Scott Laing

Tony Bolin
Clerk of Course - Tony Bolin



COMPUTIME RACE TIMING SYSTEMS PTY LTD
www.computime.com.au

E-mail: scott@computime.com.au / Ph: 0418 17 13 17





Round 3 - Phillip Island GP Circuit - September 3 & 4
SUPERSPORT 300

Leg 3

Date: 04/09/22
Event: R26
Weather: Mostly cloudy - Temp: 12.7C
Track: Dry - Temp: 23.1C

Started at: 15:11:50
Laps: 6
Starters: 20
Printed at: 15:38

PROVISIONAL LAP TIMES

No	Name	Lap 1	Lap 2	Lap 3	Lap 4	Lap 5	Lap 6
2	Luke JHONSTON	2:01.576	1:53.009	1:51.723	1:52.918	1:51.678	1:53.117
12	Henry SNELL	2:01.340	1:52.057	1:52.860	1:52.665	1:52.054	1:53.033
13	Marcus HAMOD	2:01.172	1:52.710	1:52.681	1:52.570	1:51.944	1:53.016
17	Oliver SHORT	2:01.197	1:54.680	1:53.738	1:53.796	1:55.274	1:55.442
25	Brodie GAWITH	2:01.116	1:52.743	1:52.430	1:52.835	1:51.815	1:53.138
27	Toby JAMES	2:06.102	1:58.099	1:58.664	1:59.621	2:00.638	1:59.975
28	Tayla RELPH	2:01.499	1:54.714	1:53.555	1:51.489	1:51.183	1:51.570
32	Riley BRENNAN	2:04.550	1:56.434	1:57.154	1:56.554	1:56.870	1:56.805
32A	Jai RUSSO	2:00.373	1:53.075	1:52.766	1:52.867	1:51.738	1:53.332
33	Jack FAVELLE	2:01.335	1:53.912	1:51.840	1:51.877	1:51.924	1:53.132
45	Jamie PORT	2:01.407	1:53.653	1:52.142	1:52.808	1:51.556	1:53.214
57	Cooper ROWNTREE	2:02.190	1:53.081	1:51.087	1:52.581	1:52.248	1:52.937
61	Ella MCCAUSLAND	2:04.923	1:58.885	1:56.990			
69	Colin BONE	2:09.539	1:58.533	1:59.741	1:59.837	2:00.417	2:00.904
72	Hossain SHARIAR	2:14.152	2:04.731	2:04.955	2:03.531	2:03.172	2:02.663
76	Lindsay RUSSELL	2:09.093	2:00.705	2:01.120	2:02.411	2:01.327	2:00.516
81	Marcus LAZOS	2:25.853	2:18.209	2:17.398	2:14.981	2:14.106	
91	Taiyo AKSU	2:01.118	1:52.328	1:52.807	1:52.684	1:51.992	1:53.131
95	Matthew RINDEL	2:01.456	1:53.767	1:51.966	1:52.521	1:53.027	1:52.360
95A	Tara MORRISON	2:05.316	1:57.290	1:56.853	1:56.903	1:57.627	1:58.464

*** Rider 17 (Oliver SHORT) - 5 second penalty imposed by Clerk of Course for jumped start ***

*** RACE REDUCED FROM 7 TO 6 LAPS DUE TO EARLIER TIME DELAYS ***

The results are provisional until the end of the time limit for protests and appeals.


Scott Laing
Chief Timekeeper - Scott Laing

Tony Bolin
Clerk of Course - Tony Bolin



COMPUTIME RACE TIMING SYSTEMS PTY LTD
www.computime.com.au

E-mail: scott@computime.com.au / Ph: 0418 17 13 17





Round 3 - Phillip Island GP Circuit - September 3 & 4
SUPERSPORT 300

Leg 3

Date: 04/09/22
Event: R26
Weather: Mostly cloudy - Temp: 12.7C
Track: Dry - Temp: 23.1C


Started at: 15:11:50
Laps: 6
Starters: 20
Printed at: 15:38

PROVISIONAL SPLIT TIMES

Lap	Split 1	Split 2	Split 3	Split 4	Lap Time	Spd	Lap	Split 1	Split 2	Split 3	Split 4	Lap Time	Spd
2 Luke JHONSTON (4th)							2	<u>28.504</u>	<u>34.120</u>	22.781	<u>32.694</u>	<u>1:58.099</u>	178
1	35.335	33.530	21.324	31.387	2:01.576	148	3	28.795	34.122	<u>22.662</u>	33.085	1:58.664	179
2	27.722	32.678	21.341	31.268	1:53.009	190	4	28.782	34.538	23.123	33.178	1:59.621	174
3	<u>26.962</u>	32.679	21.273	30.809	1:51.723	190	5	29.228	34.919	23.094	33.397	2:00.638	170
4	28.244	32.486	21.229	30.959	1:52.918	178	6	29.059	34.560	23.055	33.301	1:59.975	170
5	27.362	<u>32.307</u>	<u>21.213</u>	<u>30.796</u>	<u>1:51.678</u>	186	28 Tayla RELPH (2nd)						
6	27.552	32.388	21.564	31.613	1:53.117	181	1	34.744	33.719	21.358	31.678	2:01.499	151
12 Henry SNELL (1st)							2	27.022	32.464	21.781	33.447	1:54.714	190
1	34.990	33.017	21.523	31.810	2:01.340	153	3	26.992	32.993	21.859	31.711	1:53.555	193
2	27.355	32.332	21.675	<u>30.695</u>	1:52.057	183	4	26.796	32.409	21.550	<u>30.734</u>	1:51.489	195
3	27.642	32.722	21.530	30.966	1:52.860	183	5	<u>26.724</u>	32.511	<u>21.208</u>	30.740	<u>1:51.183</u>	185
4	27.570	32.459	<u>21.478</u>	31.158	1:52.665	179	6	26.934	<u>32.146</u>	21.478	31.012	1:51.570	186
5	<u>27.153</u>	<u>32.304</u>	21.538	31.059	<u>1:52.054</u>	182	32 Riley BRENNAN (13th)						
6	27.633	32.456	21.598	31.346	1:53.033	186	1	36.030	34.044	22.189	32.287	2:04.550	152
13 Marcus HAMOD (7th)							2	<u>27.831</u>	33.875	22.186	32.542	<u>1:56.434</u>	182
1	34.280	33.418	21.612	31.862	2:01.172	150	3	28.292	34.236	22.112	32.514	1:57.154	179
2	27.729	<u>32.553</u>	21.495	30.933	1:52.710	183	4	28.130	<u>33.874</u>	22.070	<u>32.480</u>	1:56.554	178
3	<u>27.275</u>	32.725	21.550	31.131	1:52.681	187	5	28.294	34.087	<u>21.974</u>	32.515	1:56.870	177
4	27.755	32.786	21.295	<u>30.734</u>	1:52.570	187	6	28.116	33.915	22.250	32.524	1:56.805	176
5	27.532	32.648	<u>21.017</u>	30.747	<u>1:51.944</u>	182	32A Jai RUSSO (9th)						
6	27.518	33.043	21.507	30.948	1:53.016	184	1	34.196	32.772	21.662	31.743	2:00.373	154
17 Oliver SHORT (12th)							2	27.528	32.513	21.622	31.412	1:53.075	181
1	34.107	33.347	21.664	32.079	2:01.197	153	3	27.330	32.795	21.653	30.988	1:52.766	188
2	28.708	<u>32.814</u>	21.556	<u>31.602</u>	1:54.680	178	4	27.843	32.349	21.638	31.037	1:52.867	182
3	<u>27.463</u>	33.051	<u>21.487</u>	31.737	<u>1:53.738</u>	199	5	<u>26.841</u>	<u>32.347</u>	21.368	31.182	<u>1:51.738</u>	188
4	27.578	32.977	21.598	31.643	1:53.796	193	6	28.226	33.096	<u>21.304</u>	<u>30.706</u>	1:53.332	179
5	28.120	33.360	21.883	31.911	1:55.274	190	33 Jack FAVELLE (3rd)						
6	28.187	33.505	21.737	32.013	1:55.442	189	1	34.549	33.231	21.576	31.979	2:01.335	148
25 Brodie GAWITH (6th)							2	27.226	32.736	21.389	32.561	1:53.912	182
1	34.862	33.004	21.654	31.596	2:01.116	148	3	<u>26.984</u>	32.613	21.066	31.177	<u>1:51.840</u>	198
2	27.928	32.475	21.365	30.975	1:52.743	182	4	27.145	<u>32.359</u>	21.465	<u>30.908</u>	1:51.877	191
3	<u>27.097</u>	<u>32.374</u>	21.533	31.426	1:52.430	191	5	27.190	32.819	<u>20.957</u>	30.958	1:51.924	183
4	27.646	32.758	21.484	30.947	1:52.835	182	6	27.833	32.427	21.535	31.337	1:53.132	179
5	27.295	32.613	<u>21.165</u>	<u>30.742</u>	<u>1:51.815</u>	187	45 Jamie PORT (10th)						
6	27.891	32.445	21.489	31.313	1:53.138	184	1	34.943	33.598	21.464	31.402	2:01.407	150
27 Toby JAMES (15th)							2	28.021	32.644	21.684	31.304	1:53.653	184
1	35.832	34.895	22.567	32.808	2:06.102	148	3	<u>26.828</u>	<u>32.478</u>	21.453	31.383	1:52.142	193


Scott Laing
Chief Timekeeper - Scott Laing

Tony Bolin
Clerk of Course - Tony Bolin



COMPUTIME RACE TIMING SYSTEMS PTY LTD
www.computime.com.au

E-mail: scott@computime.com.au / Ph: 0418 17 13 17





Round 3 - Phillip Island GP Circuit - September 3 & 4
SUPERSPORT 300

Leg 3

Date: **04/09/22**
Event: **R26**
Weather: **Mostly cloudy - Temp: 12.7C**
Track: **Dry - Temp: 23.1C**

Started at: **15:11:50**
Laps: **6**
Starters: **20**
Printed at: **15:38**

PROVISIONAL SPLIT TIMES

Lap	Split 1	Split 2	Split 3	Split 4	Lap Time	Spd	Lap	Split 1	Split 2	Split 3	Split 4	Lap Time	Spd
4	27.599	32.889	21.260	31.060	1:52.808	194	4	29.944	34.935	23.666	33.866	2:02.411	184
5	27.215	32.572	21.225	30.544	1:51.556	197	5	29.507	35.229	23.316	33.275	2:01.327	182
6	27.635	32.854	21.539	31.186	1:53.214	193	6	29.211	35.056	23.151	33.098	2:00.516	182
57 Cooper ROWNTREE (8th)							81 Marcus LAZOS (19th)						
1	34.541	35.289	21.590	30.770	2:02.190	147	1	39.999	39.743	27.451	38.660	2:25.853	148
2	27.874	32.794	21.262	31.151	1:53.081	194	2	32.572	40.450	27.265	37.922	2:18.209	169
3	27.092	32.346	21.013	30.636	1:51.087	193	3	32.574	39.783	26.769	38.272	2:17.398	167
4	27.220	32.556	21.507	31.298	1:52.581	183	4	32.050	39.121	26.592	37.218	2:14.981	172
5	27.990	32.596	21.103	30.559	1:52.248	180	5	31.989	38.502	26.401	37.214	2:14.106	172
6	27.766	32.900	21.472	30.799	1:52.937	191							
61 Ella MCCAUSLAND (DNF)							91 Taiyo AKSU (5th)						
1	35.448	33.840	22.553	33.082	2:04.923	147	1	34.379	33.186	21.897	31.656	2:01.118	149
2	28.602	33.867	22.883	33.533	1:58.885	170	2	27.693	32.335	21.363	30.937	1:52.328	182
3	28.787	33.567	22.418	32.218	1:56.990	166	3	27.294	32.951	21.383	31.179	1:52.807	183
							4	27.503	32.266	21.822	31.093	1:52.684	181
							5	27.389	32.290	21.186	31.127	1:51.992	180
							6	27.409	32.634	21.551	31.537	1:53.131	182
69 Colin BONE (16th)							95 Matthew RINDEL (11th)						
1	37.643	35.982	22.628	33.286	2:09.539	151	1	35.074	33.976	21.642	30.764	2:01.456	151
2	28.556	34.200	22.639	33.138	1:58.533	190	2	28.089	32.691	21.692	31.295	1:53.767	175
3	28.530	34.387	22.810	34.014	1:59.741	187	3	26.860	33.026	21.236	30.844	1:51.966	194
4	28.672	34.552	22.783	33.830	1:59.837	188	4	27.459	32.883	21.301	30.878	1:52.521	191
5	28.858	34.621	22.891	34.047	2:00.417	185	5	27.438	33.224	21.207	31.158	1:53.027	190
6	29.011	34.694	22.938	34.261	2:00.904	186	6	26.908	32.755	21.559	31.138	1:52.360	194
72 Hossain SHARIAR (18th)							95A Tara MORRISON (14th)						
1	38.881	36.974	23.920	34.377	2:14.152	150	1	36.319	34.143	22.327	32.527	2:05.316	153
2	30.010	36.212	24.045	34.464	2:04.731	179	2	27.895	33.854	22.544	32.997	1:57.290	187
3	30.262	35.741	24.293	34.659	2:04.955	179	3	27.929	34.096	22.201	32.627	1:56.853	187
4	29.551	35.579	23.751	34.650	2:03.531	177	4	28.112	34.129	22.372	32.290	1:56.903	185
5	29.626	35.501	23.683	34.362	2:03.172	177	5	28.135	34.367	22.373	32.752	1:57.627	184
6	29.658	35.345	23.652	34.008	2:02.663	178	6	28.525	34.249	22.638	33.052	1:58.464	183
76 Lindsay RUSSELL (17th)													
1	37.981	35.007	23.030	33.075	2:09.093	159							
2	29.426	34.696	23.247	33.336	2:00.705	188							
3	29.524	34.978	23.150	33.468	2:01.120	187							


*** Rider 17 (Oliver SHORT) - 5 second penalty imposed by Clerk of Course for jumped start ***

*** RACE REDUCED FROM 7 TO 6 LAPS DUE TO EARLIER TIME DELAYS ***

The results are provisional until the end of the time limit for protests and appeals.


Scott Laing
Chief Timekeeper - Scott Laing

Tony Bolin
Clerk of Course - Tony Bolin



COMPUTIME RACE TIMING SYSTEMS PTY LTD
www.computime.com.au

E-mail: scott@computime.com.au / Ph: 0418 17 13 17





Round 3 - Phillip Island GP Circuit - September 3 & 4
SUPERSPORT 300

Leg 3

Started at: 15:11:50
 Laps: 6
 Starters: 20
 Printed at: 15:38

Date: 04/09/22
 Event: R26
 Weather: Mostly cloudy - Temp: 12.7C
 Track: Dry - Temp: 23.1C

PROVISIONAL FASTEST LAPS SEQUENCE

Lap	Race Pos	No	Name	Machine	Fastest Lap	On Lap
1	1	32A	Jai RUSSO	Yamaha R3 321	2:00.373	1
2	1	12	Henry SNELL	Yamaha R3 321	1:52.057	2
3	5	2	Luke JHONSTON	Yamaha R3 321	1:51.723	3
3	6	57	Cooper ROWNTREE	Yamaha R3 321	1:51.087	3


*** Rider 17 (Oliver SHORT) - 5 second penalty imposed by Clerk of Course for jumped start ***

*** RACE REDUCED FROM 7 TO 6 LAPS DUE TO EARLIER TIME DELAYS ***

The results are provisional until the end of the time limit for protests and appeals.


Scott Laing
 Chief Timekeeper - Scott Laing

Tony Bolin
 Clerk of Course - Tony Bolin



COMPUTIME RACE TIMING SYSTEMS PTY LTD
www.computime.com.au

E-mail: scott@computime.com.au / Ph: 0418 17 13 17





Round 3 - Phillip Island GP Circuit - September 3 & 4
SUPERSPORT 300

Leg 3

Started at: 15:11:50

Laps: 6

Starters: 20

Printed at: 15:38

Date: 04/09/22

Event: R26

Weather: Mostly cloudy - Temp: 12.7C

Track: Dry - Temp: 23.1C

PROVISIONAL LAP SHEET

No	Lap Time	Gap	No	Lap Time	Gap	No	Lap Time	Gap	No	Lap Time	Gap	No	Lap Time	Gap
Lap 1			2	1:53.009	1.188	32	1:57.154	11.924	Lap 5			57	1:52.937	.115
32A	2:00.373		45	1:53.653	1.663	95A	1:56.853	13.245	32A	1:51.738		32A	1:53.332	.142
25	2:01.116	.743	95	1:53.767	1.826	61	1:56.990	14.584	33	1:51.924	.069	45	1:53.214	.771
91	2:01.118	.745	33	1:53.912	1.850	27	1:58.664	16.651	2	1:51.678	.085	95	1:52.360	1.088
13	2:01.172	.799	57	1:53.081	1.874	69	1:59.741	21.599	91	1:51.992	.110	17	1:55.442	10.118
17	2:01.197	.824	17	1:54.680	2.480	76	2:01.120	24.704	25	1:51.815	.120	32	1:56.805	24.358
33	2:01.335	.962	28	1:54.714	2.816	72	2:04.955	37.624	12	1:52.054	.157	95A	1:58.464	28.444
12	2:01.340	.967	32	1:56.434	7.587	81	2:17.398	1:15.24	13	1:51.944	.258	27	1:59.975	39.090
45	2:01.407	1.034	95A	1:57.290	9.209	Lap 4			57	1:52.248	.368	69	2:00.904	44.962
95	2:01.456	1.083	61	1:58.885	10.411	12	1:52.665		45	1:51.556	.747	76	2:00.516	51.163
28	2:01.499	1.126	27	1:58.099	10.804	91	1:52.684	.015	28	1:51.183	1.621	72	2:02.663	1:09.19
2	2:01.576	1.203	69	1:58.533	14.675	57	1:52.581	.017	95	1:53.027	1.918			
57	2:02.190	1.817	76	2:00.705	16.401	33	1:51.877	.042	17	1:55.274	7.866			
32	2:04.550	4.177	72	2:04.731	25.486	32A	1:52.867	.159	32	1:56.870	20.743			
61	2:04.923	4.550	81	2:18.209	50.665	25	1:52.835	.202	95A	1:57.627	23.170			
95A	2:05.316	4.943	Lap 3			13	1:52.570	.211	27	2:00.638	32.305			
27	2:06.102	5.729	32A	1:52.766		2	1:52.918	.304	69	2:00.417	37.248			
76	2:09.093	8.720	91	1:52.807	.039	95	1:52.521	.788	76	2:01.327	43.837			
69	2:09.539	9.166	12	1:52.860	.043	45	1:52.808	1.088	72	2:03.172	59.722			
72	2:14.152	13.779	25	1:52.430	.075	28	1:51.489	2.335	Lap 6					
81	2:25.853	25.480	2	1:51.723	.094	17	1:53.796	4.489	12	1:53.033				
Lap 2			57	1:51.087	.144	32	1:56.554	15.770	28	1:51.570	.001			
12	1:52.057		13	1:52.681	.349	95A	1:56.903	17.440	33	1:53.132	.011			
91	1:52.328	.049	33	1:51.840	.873	27	1:59.621	23.564	2	1:53.117	.012			
32A	1:53.075	.051	95	1:51.966	.975	69	1:59.837	28.728	91	1:53.131	.051			
25	1:52.743	.462	45	1:52.142	.988	76	2:02.411	34.407	25	1:53.138	.068			
13	1:52.710	.485	17	1:53.738	3.401	72	2:03.531	48.447	13	1:53.016	.084			
			28	1:53.555	3.554	81	2:14.981	1:37.51						


*** Rider 17 (Oliver SHORT) - 5 second penalty imposed by Clerk of Course for jumped start ***

*** RACE REDUCED FROM 7 TO 6 LAPS DUE TO EARLIER TIME DELAYS ***

The results are provisional until the end of the time limit for protests and appeals.


Scott Laing
Chief Timekeeper - Scott Laing

Tony Bolin
Clerk of Course - Tony Bolin



COMPUTIME RACE TIMING SYSTEMS PTY LTD
www.computime.com.au

E-mail: scott@computime.com.au / Ph: 0418 17 13 17





Round 3 - Phillip Island GP Circuit - September 3 & 4
SUPERSPORT 300

Leg 3

Date: 04/09/22
 Event: R26
 Weather: Mostly cloudy - Temp: 12.7C
 Track: Dry - Temp: 23.1C

Started at: 15:11:50
 Laps: 6
 Starters: 20
 Printed at: 15:38

PROVISIONAL LAP CHART

Name	Grid	1	2	3	4	5	6	Name
C. ROWNTREE	57	32A	19	32A	19	32A	12	H. SNELL
J. FAVELLE	33	25	91	91	91	33	28	T. RELPH
M. HAMOD	13	91	32A	12	57	2	33	J. FAVELLE
T. RELPH	28	13	25	25	33	91	2	L. JHONSTON
J. RUSSO	32A	17	13	2	32A	25	91	T. AKSU
J. PORT	45	33	2	57	25	12	25	B. GAWITH
T. AKSU	91	12	45	13	13	13	13	M. HAMOD
B. GAWITH	25	45	95	33	2	57	57	C. ROWNTREE
L. JHONSTON	2	95	33	95	95	45	32A	J. RUSSO
M. RINDEL	95	28	57	45	45	28	45	J. PORT
H. SNELL	12	2	17	17	28	95	95	M. RINDEL
O. SHORT	17	57	28	28	17	17	17	O. SHORT
R. BRENNAN	32	32	32	32	32	32	32	R. BRENNAN
E. MCCAUSLAND	61	61	95A	95A	95A	95A	95A	T. MORRISON
H. SHARIAR	72	95A	61	61	27	27	27	T. JAMES
C. BONE	69	27	27	27	69	69	69	C. BONE
T. MORRISON	95A	76	69	69	76	76	76	L. RUSSELL
T. JAMES	27	69	76	76	72	72	72	H. SHARIAR
L. RUSSELL	76	72	72	72	81	81		M. LAZOS
M. LAZOS	81	81	81	81				


*** Rider 17 (Oliver SHORT) - 5 second penalty imposed by Clerk of Course for jumped start ***

*** RACE REDUCED FROM 7 TO 6 LAPS DUE TO EARLIER TIME DELAYS ***

The results are provisional until the end of the time limit for protests and appeals.


Scott Laing
 Chief Timekeeper - Scott Laing

Tony Bolin
 Clerk of Course - Tony Bolin



COMPUTIME RACE TIMING SYSTEMS PTY LTD
www.computime.com.au

E-mail: scott@computime.com.au / Ph: 0418 17 13 17





Round 3 - Phillip Island GP Circuit - September 3 & 4
SUPERSPORT 300

Leg 3

Date: **04/09/22**
 Event: **R26**
 Weather: **Mostly cloudy - Temp: 12.7C**
 Track: **Dry - Temp: 23.1C**

Started at: **15:11:50**
 Laps: **6**
 Starters: **20**
 Printed at: **15:38**

PROVISIONAL BEST PARTIAL TIMES

Pos	Split 1		Split 2		Split 3		Split 4		LAP		Ideal	Fastest
	Name	Time	Name	Time	Name	Time	Name	Time	Name	Time		
1	T. RELPH	26.724	T. RELPH	32.146	J. FAVELLE	20.957	O. SHORT	26.602	O. SHORT	1:48.366	1:53.738	
2	J. PORT	26.828	T. AKSU	32.266	C. ROWNTRE	21.013	J. PORT	30.544	T. RELPH	1:50.812	1:51.183	
3	J. RUSSO	26.841	H. SNELL	32.304	M. HAMOD	21.017	C. ROWNTRE	30.559	C. ROWNTRE	1:51.010	1:51.087	
4	M. RINDEL	26.860	L. JHONSTON	32.307	B. GAWITH	21.165	H. SNELL	30.695	J. PORT	1:51.075	1:51.556	
5	L. JHONSTON	26.962	C. ROWNTRE	32.346	T. AKSU	21.186	J. RUSSO	30.706	J. RUSSO	1:51.198	1:51.738	
6	J. FAVELLE	26.984	J. RUSSO	32.347	M. RINDEL	21.207	T. RELPH	30.734	J. FAVELLE	1:51.208	1:51.840	
7	C. ROWNTRE	27.092	J. FAVELLE	32.359	T. RELPH	21.208	M. HAMOD	30.734	L. JHONSTON	1:51.278	1:51.678	
8	B. GAWITH	27.097	B. GAWITH	32.374	L. JHONSTON	21.213	B. GAWITH	30.742	B. GAWITH	1:51.378	1:51.815	
9	H. SNELL	27.153	J. PORT	32.478	J. PORT	21.225	M. RINDEL	30.764	M. RINDEL	1:51.522	1:51.966	
10	M. HAMOD	27.275	M. HAMOD	32.553	J. RUSSO	21.304	L. JHONSTON	30.796	M. HAMOD	1:51.579	1:51.944	
11	T. AKSU	27.294	M. RINDEL	32.691	H. SNELL	21.478	J. FAVELLE	30.908	H. SNELL	1:51.630	1:52.054	
12	O. SHORT	27.463	O. SHORT	32.814	O. SHORT	21.487	T. AKSU	30.937	T. AKSU	1:51.683	1:51.992	
13	R. BRENNAN	27.831	E. MCCAUSLA	33.567	R. BRENNAN	21.974	E. MCCAUSLA	32.218	R. BRENNAN	1:55.966	1:56.434	
14	T. MORRISON	27.895	T. MORRISON	33.854	T. MORRISON	22.201	R. BRENNAN	32.287	T. MORRISON	1:56.240	1:56.853	
15	T. JAMES	28.504	R. BRENNAN	33.874	E. MCCAUSLA	22.418	T. MORRISON	32.290	E. MCCAUSL	1:56.805	1:56.990	
16	C. BONE	28.530	T. JAMES	34.120	T. JAMES	22.567	T. JAMES	32.694	T. JAMES	1:57.885	1:58.099	
17	E. MCCAUSLA	28.602	C. BONE	34.200	C. BONE	22.628	L. RUSSELL	33.075	C. BONE	1:58.496	1:58.533	
18	L. RUSSELL	29.211	L. RUSSELL	34.696	L. RUSSELL	23.030	C. BONE	33.138	L. RUSSELL	2:00.012	2:00.516	
19	H. SHARIAR	29.551	H. SHARIAR	35.345	H. SHARIAR	23.652	H. SHARIAR	34.008	H. SHARIAR	2:02.556	2:02.663	
20	M. LAZOS	31.989	M. LAZOS	38.502	M. LAZOS	26.401	M. LAZOS	37.214	M. LAZOS	2:14.106	2:14.106	


*** Rider 17 (Oliver SHORT) - 5 second penalty imposed by Clerk of Course for jumped start ***

*** RACE REDUCED FROM 7 TO 6 LAPS DUE TO EARLIER TIME DELAYS ***

The results are provisional until the end of the time limit for protests and appeals.


Scott Laing
 Chief Timekeeper - Scott Laing

Tony Bolin
 Clerk of Course - Tony Bolin



COMPUTIME RACE TIMING SYSTEMS PTY LTD
www.computime.com.au

E-mail: scott@computime.com.au / Ph: 0418 17 13 17






Round 3 - Phillip Island GP Circuit - September 3 & 4
SUPERSPORT 300
PROVISIONAL ROUND POINTS

SUPERSPORT 300

Pos	No	Name	Rnd 3 Race 1	Rnd 3 Race 2	Rnd 3 Race 3	Total
1	12	Henry SNELL	20	18	25	63
2	25	Brodie GAWITH	25	14	15	54
3	33	Jack FAVELLE	18	17	18	53
4	91	Taiyo AKSU	17	20	16	53
5	32A	Jai RUSSO	11	25	12	48
6	2	Luke JHONSTON	12	16	17	45
7	13	Marcus HAMOD	15	15	14	44
8	28	Tayla RELPH	13	10	20	43
9	45	Jamie PORT	14	13	11	38
10	95	Matthew RINDEL	8	12	10	30
11	17	Oliver SHORT	10	11	9	30
12	57	Cooper ROWNTREE	16		13	29
13	95A	Tara MORRISON	9	8	7	24
14	32	Riley BRENNAN	6	9	8	23
15	27	Toby JAMES	5	7	6	18
16	69	Colin BONE	7	6	5	18
17	72	Hossain SHARIAR	4	3	3	10
18	76	Lindsay RUSSELL		5	4	9
19	81	Marcus LAZOS		2	2	4
20	61	Ella MCCAUSLAND		4		4


Scott Laing
 Chief Timekeeper - Scott Laing

Tony Bolin
 Clerk of Course - Tony Bolin



COMPUTIME RACE TIMING SYSTEMS PTY LTD
www.computime.com.au

E-mail: scott@computime.com.au / Ph: 0418 17 13 17





Round 3 - Phillip Island GP Circuit - September 3 & 4
SUPERSPORT 300


PROVISIONAL PROGRESSIVE SERIES POINTS

SUPERSPORT 300

Pos	No	Name	Rnd 1 B/ford	Rnd 2 Wint	Rnd 3 Race 1	Rnd 3 Race 2	Rnd 3 Race 3	Total
1	95	Matthew RINDEL	75	56	8	12	10	161
2	17	Oliver SHORT	58	52	10	11	9	140
3	25	Brodie GAWITH		70	25	14	15	124
4	32	Riley BRENNAN	51	42	6	9	8	116
5	69	Colin BONE	48	41	7	6	5	107
6	72	Hossain SHARIAR	41	37	4	3	3	88
7	45	Jamie PORT		45	14	13	11	83
8	12	Henry SNELL			20	18	25	63
9		Jake SENIOR	56					56
10	76	Lindsay RUSSELL	45			5	4	54
11	33	Jack FAVELLE			18	17	18	53
12	91	Taiyo AKSU			17	20	16	53
13	32A	Jai RUSSO			11	25	12	48
14		Justin KAISER		48				48
15		Ryan LARKIN		47				47
16	2	Luke JHONSTON			12	16	17	45
17	13	Marcus HAMOD			15	15	14	44
18	28	Tayla RELPH			13	10	20	43
19	57	Cooper ROWNTREE			16		13	29
20	95A	Tara MORRISON			9	8	7	24
21	27	Toby JAMES			5	7	6	18
22		Jay MARROCCINI	14					14
23	81	Marcus LAZOS				2	2	4
24	61	Ella MCCAUSLAND				4		4

Scott Laing
 Chief Timekeeper - Scott Laing

Tony Bolin
 Clerk of Course - Tony Bolin



COMPUTIME RACE TIMING SYSTEMS PTY LTD
www.computime.com.au

E-mail: scott@computime.com.au / Ph: 0418 17 13 17

